



**Florida Fish
and Wildlife
Conservation
Commission**

*Managing fish and wildlife
resources for their long-term
well-being and the benefit
of people.*

620 South Meridian Street
Tallahassee, Florida
32399-1600

MyFWC.com

Manatee Educational Signs

Required by Permit or Submerged Lands Lease

March 2011

In order to obtain FWC approval for the manatee educational signs required by state permit or submerged lands lease, requests should be sent to:

ImperiledSpecies@myfwc.com

or:

Florida Fish and Wildlife Conservation Commission
Imperiled Species Management Section 6-A
620 South Meridian Street Tallahassee, FL 32399-1600.

The FWC requests that the permittee propose and submit a plan for installing signs based on the guidelines discussed below. FWC will review the sign placement proposal and notify the permittee within 60 days of receiving the plan if the signs and locations are unacceptable. Modifications to the type, location and number of proposed signs may be required. All sign proposals should follow the general guidelines in this document. The following information should be included in this plan and forwarded to FWC for review:

- A detailed upland project site plan with proposed sign locations, types, and proposed numbers of manatee signs. Include which way the signs are proposed to face.
- The project address or a location map of the facility in relation to waterways.
- The project permit or submerged lands lease number.
- Your name, email address, mailing address and a phone number.

Guidelines for the installation of signs

- Signs must be placed in a prominent location for maximum visibility. Areas that are recommended include: dock walkways, dock master offices, near restrooms or other high patron foot traffic areas.
- Signs must be replaced when faded, damaged or outdated.
- If the facility is large or has multiple docks with separate walkways that are a considerable distance apart, multiple signs should be installed.
- These signs must not face the water, must never be attached to pilings or navigational markers in the water. One exception to signs facing the water exists for the temporary sign, "Caution Boaters" during in-water work.

FWC Approved Signs and Sign Specifications





The FWC designs manatee educational signs, which can be produced by most sign companies. Signs other than depicted may be considered, but must be pre-approved by FWC's Imperiled Species Management Section. There is a list of known sign vendors who produce FWC signs on our [Manatee Sign Vendor webpage](#) as well as downloadable files for sign companies not on this list who may want to produce these signs.

Manatee Educational Signs

February 2011

For durability, all signs should be fiberglass or metal with rounded corners (hand-sanded to remove all sharp edges and burrs), constructed of 0.08 Gauge 5052-H38 Aluminum with an Alodine 1200 conversion coating and Engineer Grade Type I reflective sheeting. Signs constructed to other specifications may not provide durability acceptable to the consumer.

The approved signs must meet the following specifications:

Florida Friendly Boating (2009)	Caution: Boaters (2009)	Entanglement (2010)	Caution: Shut Down (2009)
Minimum size should be 30" tall x 36" wide with rounded corners	Minimum size should be 30" tall x 24" wide with rounded corners	Minimum size should be 15" tall X 12" wide with rounded corners	Minimum size should be 8½" tall by 11" wide metal with rounded corners
			
This sign is considered the manatee educational sign. In 2009, it replaced the older manatee educational sign called "Manatee Basics for Boaters".	This sign is sometimes referred to as an awareness sign. In 2009, it replaced the "Caution: Manatee Area" sign. These signs are also frequently used as temporary signs for construction purposes.	This entanglement sign is typically placed near recycling bins or trash containers.	This temporary sign is required as part of the standard manatee construction conditions and is intended to be placed near dredge, tugboat and work boat operators.

The size and type of signs required by permit or lease may vary from those depicted in this guide. If you have any questions, please contact FWC's Imperiled Species Management Section.